












# Professions

Ref: EN\_FL\_1

## Introduction



[www.actintegration.eu](http://www.actintegration.eu)

	Description	In this lesson, learners are introduced to vocabulary about professions using visual flashcards. The teacher shows flashcards depicting various actions and models pronunciation. Learners engage in several enjoyable activities such as matching activities, pairing images with words or short phrases, which help them enhance their vocabulary and communicative skills.			
	Age	6-9 years		Language Area	Vocabulary
	Proficiency Level	A1		Authors	Maria Martzoukou & Athina Nachopoulou
	Subject	Language		Duration	30 - 40 minutes
	Links with Language Curriculum	<p><b>Vocabulary:</b> professions (the topic could be fruits, vegetables, animals, musical instruments, etc.)</p> <p><b>Verbs (optional):</b> 3rd person singular of the verb “to have”</p>			
	Rationale	This communicative and team-based protocol makes it easy for learners to acquire basic vocabulary in an engaging and enjoyable way.			

# Introduction



## Aims

Through this protocol learners are expected to:

- Develop receptive and productive language skills
- Enrich their vocabulary
- Enhance their communication skills
- Strengthen their relationship and communication with each other
- Recognise the value of multiculturalism and multilingualism



## Equipment and Material Needed

- Printed cards or computer and projector

## Instructions Step by step development of the activity (preparation, implementation, summing up, reflection)



### 01 | Preparation - Vocabulary Selection

- Firstly, specify the words you will teach.
- In the sample teaching (see Flashcards in the Appendix), 30 professions are illustrated. You can choose how many and which professions you want to include, and you can remove or add others if you feel it is necessary.



### 02 | Starting Point

- Discuss with the learners what the profession is.
- Using the brainstorming method, ask learners to name professions they know.



### 03 | Aim Setting

- Present the aim to the learners, which is to learn the names of different professions.



### 4 | Introduction of New Vocabulary

- Show each picture separately.
- Each time you ask the learners to guess which profession is depicted in each picture.
- Display the word below the image.
- Read the word aloud to hear the pronunciation.
- Ask them to repeat after you.
- Continue this process until all the selected images are displayed.



## 05 | Material processing - Game

Divide the learners into groups

### Part A:

1. Present groups of four pictures.
2. Say a profession out loud.
3. Ask the learners to raise their hands and invite the first learner who raises his/her hand to indicate which picture corresponds to the word/profession mentioned.
4. If the answer is correct, give one point to the learner's team.

### Part B (Optional) :

1. Continue with the second part of the game which includes objects used by specific professions.
2. Show a picture of an object and ask learners to name the profession related to this object ("Who has...?").



## 06 | Summing up

- Announce that all teams win for their participation.
- Remind them of the professions you taught by showing the corresponding pictures with their names underneath.



## 07 | Practice

- You can use the activities provided for further practice (see Activities in the Appendix)



## 08 | Reflection

- Provide the corresponding worksheet for learners (see Learners' Material in the Appendix) to practice in class and/or at home.

## Useful Tips

01

Expect the process to be noisy! Allow the learners to speak loudly, laugh, and enjoy themselves!

02

To help learners recognise the importance of multilingualism, you can ask them to name the professions in their own language. You can even write the words/professions they tell you on the board and all of you together try to find similarities between the words.

03

It is a good idea to print out and give the learners the material you will present to them.

04

Depending on the language level of the learners you can choose how many professions you will teach. You can also group the professions (e.g. professions found in a hospital or needed to build a house).

05

If there are two or more learners who have the same mother tongue, allow them to use it with each other. Moreover, the creation of bonds between them and the existence of a friendly and pleasant atmosphere are the objectives of the activity.

06

You can politely ask the learners who are more comfortable with the Greek language to help their classmates who are having difficulties, even by translating the vocabulary into their mother tongue, if they know it.

07

If you want to teach the professions then you can use from the Appendix: (a) the flashcards, which can be customized according to the number and the occupations you wish to teach, (b) the activities as a worksheet for learners, and (c) the learners' material, which can be distributed to your learners.



## 01 | Flashcards



cook



street cleaner



vet



pastry chef



teacher



captain

## 01 | Flashcards



builder



nurse



footballer



seamstress



firefighter



baker

## 01 | Flashcards



doctor



greengrocer



fisherman



painter



plumber



hairdresser

## 01 | Flashcards



postman



gardener



shepherd



photographer




musician



police officer



## 01 | Flashcards



astronaut



farmer



librarian



pilot



electrician



actor

# Let's Play

1



2



3



4



# Let's Play

1



2



3



4



# Let's Play

1



2



3



4



# Let's Play

1



2



3



4



# Let's Play

1



2



3



4



# Let's Play

1



2



3



4



# Let's Play


1



2



3




4





# Who Has?



airplane

## Who Has?



tractor

# Who Has?



ship

# Who Has?



guitar

## Who Has?



stethoscope

## Who Has?



watering can

## Who Has?



fire truck


# Who Has?



screwdriver



# Who Has?



pot

## Who Has?



sheep

## Who Has?



injection

# Who Has?



mailbox

# Activities

## 01 | Match Words to Pictures



Cook  
Veterinarian



Pastry Chef  
Teacher



Street Cleaner  
Footballer



# Activities

## 01 | Match Words to Pictures



Doctor

Baker



Builder

Seamstress



Nurse

Firefighter



# Activities

## 01 | Match Words to Pictures



Greengrocer

Pilot



Astronaut

Farmer



Captain

Librarian



# Activities

## 01 | Match Words to Pictures



Gardener  
Photographer



Hairdresser  
Musician



Shepherd  
Postman





# Activities

## 01 | Match Words to Pictures






	<p>Fisherman</p> <p>Painter</p>	
	<p>Actor</p> <p>Plumber</p>	
	<p>Electrician</p> <p>Police officer</p>	

## 02 | Find the professions shown below in the following word search puzzle

N	A	C	T	O	R	O	I	F	Q	R	C
R	F	I	S	H	E	R	M	A	N	L	O
G	R	E	E	N	G	R	O	C	E	R	O
B	A	Q	P	L	U	M	B	E	R	D	K
R	Y	Z	N	N	U	R	S	E	E	T	S
T	E	A	C	H	E	R	D	N	B	J	J
S	H	E	P	H	E	R	D	Q	V	S	S
O	Q	R	Y	P	O	S	T	M	A	N	C





## 03 | Write down the correct professions:

The.....	has	 an airplane
The.....	has	 a watering can
The.....	has	 a screwdriver
The.....	has	 a guitar
The.....	has	 a sthethoscope

## 04 | Learners' Material



## 04 | Learners' Material






## 04 | Learners' Material



## 04 | Learners' Material



## 04 | Learners' Material







## 04 | Learners' Material

COOK

STREET  
CLEANER

VET

PASTRY CHEF

TEACHER

CAPTAIN



## 04 | Learners' Material

BUILDER

NURSE

FOOTBALLER

SEAMSTRESS

FIREFIGHTER

BAKER



## 04 | Learners' Material

DOCTOR

GREENGROCER

FISHERMAN

PAINTER

PLUMBER

HAIRDRESSER



## 04 | Learners' Material

POSTMAN

GARDENER

SHEPHERD

PHOTOGRAPHER

MUSICIAN

POLICE  
OFFICER



## 04 | Learners' Material

ASTRONAUT

FARMER

LIBRARIAN






PILOT

ELECTRICIAN

ACTOR







# Answers

Match words to pictures:

	<p>Cook</p> <p>Veterinarian</p>	
	<p>Pastry Chef</p> <p>Teacher</p>	
	<p>Street Cleaner</p> <p>Footballer</p>	

# Answers







Match words to pictures:

	<p>Doctor</p> <p>Baker</p>	
	<p>Builder</p> <p>Seamstress</p>	
	<p>Nurse</p> <p>Firefighter</p>	



# Answers







Match words to pictures:

	<p>Greengrocer</p> <p>Pilot</p>	
	<p>Astronaut</p> <p>Farmer</p>	
	<p>Captain</p> <p>Librarian</p>	









# Answers

Match words to pictures:

	<p>Gardener</p> <p>Photographer</p>	
	<p>Hairdresser</p> <p>Musician</p>	
	<p>Shepherd</p> <p>Postman</p>	

# Answers

Match words to pictures:

	<p>Fisherman</p> <p>Painter</p>	
	<p>Actor</p> <p>Plumber</p>	
	<p>Electrician</p> <p>Police officer</p>	






# Answers

Find the verbs shown below in the following word search puzzle:

N	<del>A</del>	<del>C</del>	<del>T</del>	<del>O</del>	<del>R</del>	O	I	F	Q	R	<del>C</del>
R	<del>F</del>	<del>I</del>	<del>S</del>	<del>H</del>	<del>E</del>	<del>R</del>	<del>M</del>	<del>A</del>	<del>N</del>	L	O
<del>G</del>	<del>R</del>	<del>E</del>	<del>E</del>	<del>N</del>	<del>G</del>	<del>R</del>	<del>O</del>	<del>C</del>	<del>E</del>	<del>R</del>	O
B	A	Q	<del>P</del>	<del>L</del>	<del>U</del>	<del>M</del>	<del>B</del>	<del>E</del>	<del>R</del>	D	<del>K</del>
R	Y	Z	N	<del>N</del>	<del>U</del>	<del>R</del>	<del>S</del>	<del>E</del>	E	T	S
<del>T</del>	<del>E</del>	<del>A</del>	<del>C</del>	<del>H</del>	<del>E</del>	<del>R</del>	D	N	B	J	J
<del>S</del>	<del>H</del>	<del>E</del>	<del>P</del>	<del>H</del>	<del>E</del>	<del>R</del>	<del>D</del>	Q	V	S	S
O	Q	R	Y	<del>P</del>	<del>O</del>	<del>S</del>	<del>T</del>	<del>M</del>	<del>A</del>	<del>N</del>	C

# Answers

Write down the correct professions:

The pilot	has	 an airplane
The gardener	has	 a watering can
The electrician	has	 a screwdriver
The musician	has	 a guitar
The doctor	has	 a sthethoscope



## Notes

This image shows a blank sheet of white paper with horizontal blue ruling lines. The lines are evenly spaced and run across the width of the page. There are no margins, text, or other markings on the paper.