










Professions

Ref: EN_PA_2



Introduction

www.actintegration.eu

 Description	<p>In this English lesson, students develop vocabulary through the use of pantomime and interactive group activities. Centered on the theme of professions, the lesson encourages learners to recognize, name, and act out different jobs using body language, gestures, and facial expressions. By integrating visual aids, movement, and auditory repetition, students enhance their word recognition, pronunciation, and memory in a dynamic, multisensory environment. Through teacher modeling, guided miming, and cooperative games such as “Simon Says,” learners actively engage with the target language in a playful and communicative context. The lesson fosters kinesthetic learning, creativity, and collaboration while promoting confidence and intercultural awareness. It helps students internalize new vocabulary through meaningful, embodied interaction, making learning both effective and enjoyable.</p>		
 Age	6-9 years old	 Language Area	Vocabulary
 Proficiency Level	A1	 Authors	Athina Nachopoulou & Maria Martzoukou
 Subject	Language	 Duration	1 teaching hour (~ 40minutes)
 Links with Language Curriculum	Vocabulary: professions (could be fruits, vegetables, animals, musical instruments, etc.)		
 Rationale	This communicative and team-based protocol makes it easy for students to acquire basic vocabulary in an engaging and enjoyable way.		

Introduction



Aims

Through this protocol learners are expected to:

- Develop receptive and productive language skills
- Enrich their vocabulary
- Enhance their communication skills
- Strengthen their relationship and communication with each other
- Recognize the value of multiculturalism and multilingualism



Equipment and Material Needed

- Printed cards or computer and projector

Instructions Step by step development of the activity (preparation, implementation, summing up, reflection)



01 | Preparation - Vocabulary Selection

- Choose words that are suitable for mime, i.e. words that can be expressed or represented through gestures, such as professions, verbs, sports and body parts.
- In sample teaching the subject matter is professions.



02 | Starting Point

- Discuss with the students what the profession (job) is.
- Using the brainstorming method, ask students to name professions they know.



03 | Aim Setting

- Present the objective to the students, which is to learn the names of different professions.



04 | Introduction of New Vocabulary

- Show students all the words you want to teach using pictures (printed or in a PowerPoint presentation on a computer).
- Write the word of a profession on the board and do the corresponding pantomime (body movements, facial expressions, gestures) while saying the word.
- Ask students to guess which picture corresponds to the profession you are imitating.
- Read the word out loud again to hear the pronunciation.
- Ask them to repeat after you.
- Continue this process until all the selected professions are shown.



05 | Material processing - Game

Part A:

1. Divide the students into small groups.
2. Ask one (different) member of each group to imitate a profession of their choice, while the rest of the group tries to guess the word.
3. Alternatively, a different student can mime a profession each time and the rest of the class can try to guess the word.
4. Encourage students to correct their movements/gestures/expressions or provide additional clues if other students have difficulty guessing the word.

Part B (Optional) – “Simon says”:

1. Explain to students that in this game they should only follow the instructions when the phrase "Simon says" (you can replace Simon with another name) is included at the beginning.
2. We start by providing some examples using simple commands. For example, "Simon says stand up" (students should stand up) and "Clap your hands" (students should not do this, as the phrase "Simon says" is not included at the beginning of the command).
3. Then we can embed the target words in the commands. For example, "Simon says you are a fisherman", "You are a doctor", etc.
4. We can allow the students to take their turn to play the role of "Simon". They can create their own commands using the target words and the rest of the group should only follow them if "Simon says" is included.



06 | Summing up

- Announce that all teams win for their participation.
- Remind the students of the professions you taught by showing the corresponding images with the names below them.



07 | Reflection

- Provide the corresponding worksheet for students to practice in class and/or at home.

Useful Tips

01

Expect the process to be noisy! Allow the students to speak loudly, laugh, and enjoy themselves!

02

To help students recognize the importance of multilingualism, you can ask them to name the professions in their own language. You can even write the words/professions they tell you on the board and try to find similarities between the words together.

03

It is a good idea to print out and give the students the material you will present to them.

04

Depending on the language level of the students you can choose how many professions to teach. You can also group the professions (e.g. professions found in a hospital or needed to build a house).

05

If there are two or more pupils who have the same mother tongue, allow them to use it with each other. After all, creating bonds between them and a friendly and pleasant atmosphere are the aims of the activity.

06

You can politely ask students who are more comfortable with the English language to help their classmates who have difficulties, even by translating the vocabulary into their mother tongue, if they know it.



01 | Flashcards



cook



street cleaner



vet



pastry chef



teacher



captain

01 | Flashcards



builder



nurse



footballer



seamstress



firefighter



baker

01 | Flashcards



doctor



greengrocer



fisherman



painter



plumber



hairdresser

01 | Flashcards



postman



gardener



shepherd



photographer



musician



police officer

01 | Flashcards



astronaut



farmer



librarian



pilot



electrician



actor

Who Has?



airplane

Who Has?



tractor

Who Has?



ship

Who Has?



guitar

Who Has?



stethoscope

Who Has?



watering can

Who Has?



fire truck

Who Has?



screwdriver

Who Has?



pot

Who Has?



sheep

Who Has?



injection

Who Has?



mailbox

Activities

01 | Match the Words to the Pictures



Cook
Veterinarian



Pastry Chef
Teacher



Street Cleaner
Footballer



Activities

01 | Match Words to Pictures



Doctor

Baker



Builder

Seamstress



Nurse

Firefighter



Activities

01 | Match Words to Pictures



Greengrocer

Pilot



Astronaut

Farmer



Captain

Librarian



Activities

01 | Match Words to Pictures



Gardener
Photographer



Hairdresser
Musician



Shepherd
Postman




Activities

01 | Match Words to Pictures






	<p>Fisherman</p> <p>Painter</p>	
	<p>Actor</p> <p>Plumber</p>	
	<p>Electrician</p> <p>Police officer</p>	

02 | Find the professions shown below in the following word search puzzle.



N	A	C	T	O	R	O	I	F	Q	R	C
R	F	I	S	H	E	R	M	A	N	L	O
G	R	E	E	N	G	R	O	C	E	R	O
B	A	Q	P	L	U	M	B	E	R	D	K
R	Y	Z	N	N	U	R	S	E	E	T	S
T	E	A	C	H	E	R	D	N	B	J	J
S	H	E	P	H	E	R	D	Q	V	S	S
O	Q	R	Y	P	O	S	T	M	A	N	C



03 | Write down the correct professions:

The.....	has	 an airplane
The.....	has	 a watering can
The.....	has	 a screwdriver
The.....	has	 a guitar
The.....	has	 a sthethoscope


04 | Flashcards



04 | Flashcards



04 | Flashcards



04 | Flashcards



04 | Flashcards





04 | Flashcards

COOK

STREET
CLEANER

VET

PASTRY CHEF

TEACHER

CAPTAIN



04 | Flashcards

BUILDER

NURSE

FOOTBALLER

SEAMSTRESS

FIREFIGHTER

BAKER



04 | Flashcards

DOCTOR

GREENGROCER

FISHERMAN

PAINTER

PLUMBER

HAIRDRESSER



04 | Flashcards

POSTMAN

GARDENER

SHEPHERD

PHOTOGRAPHER

MUSICIAN

POLICE
OFFICER



04 | Flashcards

ASTRONAUT

FARMER

LIBRARIAN






PILOT

ELECTRICIAN

ACTOR







Answers

Match words to pictures:

	<p>Cook</p> <p>Veterinarian</p>	
	<p>Pastry Chef</p> <p>Teacher</p>	
	<p>Street Cleaner</p> <p>Footballer</p>	







Answers

Match words to pictures:

	<p>Doctor</p> <p>Baker</p>	
	<p>Builder</p> <p>Seamstress</p>	
	<p>Nurse</p> <p>Firefighter</p>	







Answers

Match words to pictures:

	<p>Greengrocer</p> <p>Pilot</p>	
	<p>Astronaut</p> <p>Farmer</p>	
	<p>Captain</p> <p>Librarian</p>	







Answers

Match words to pictures:

	<p>Gardener</p> <p>Photographer</p>	
	<p>Hairdresser</p> <p>Musician</p>	
	<p>Shepherd</p> <p>Postman</p>	

Answers

Match words to pictures:

	<p>Fisherman</p> <p>Painter</p>	
	<p>Actor</p> <p>Plumber</p>	
	<p>Electrician</p> <p>Police officer</p>	






Answers

Find the verbs shown below in the following word search puzzle:

N	A	C	T	O	R	O	I	F	Q	R	C
R	F	I	S	H	E	R	M	A	N	L	O
G	R	E	E	N	G	R	O	C	E	R	O
B	A	Q	P	L	U	M	B	E	R	D	K
R	Y	Z	N	N	U	R	S	E	E	T	S
T	E	A	C	H	E	R	D	N	B	J	J
S	H	E	P	H	E	R	D	Q	V	S	S
O	Q	R	Y	P	O	S	T	M	A	N	C

Answers

Write down the correct professions:

The pilot	has	 an airplane
The gardener	has	 a watering can
The electrician	has	 a screwdriver
The musician	has	 a guitar
The doctor	has	 a sthethoscope



Notes

This image shows a blank sheet of white paper with horizontal blue ruling lines. The lines are evenly spaced and run across the width of the page. There are no margins, text, or other markings on the paper.